



CNOOC Limited
中国海洋石油有限公司

2024 Annual Results

2025.3.27



Disclaimer

This presentation includes forward looking information, including statements regarding the likely future developments in the business of the Company and its subsidiaries, such as expected future events, business prospects or financial results. The words "expect", "anticipate", "continue", "estimate", "objective", "ongoing", "may", "will", "project", "should", "believe", "plans", "intends" and similar expressions are intended to identify such forward-looking statements. These statements are based on assumptions and analyses made by the Company as of this date in light of its experience and its perception of historical trends, current conditions and expected future developments, as well as other factors that the company currently believes are appropriate under the circumstances. However, whether actual results and developments will meet the current expectations and predictions of the Company is uncertain. Affected by some risks and uncertainties, actual results, performance and financial condition may differ materially from the Company's expectations, as a result of salient factors including but not limited to those associated with macro-political and economic factors, fluctuations in crude oil and natural gas prices, the highly competitive nature of the oil and natural gas industry, climate change and environment policies, the Company's price forecast, mergers, acquisitions and divestments activities, HSSE and insurance policies and changes in anti-corruption, anti-fraud, anti-money laundering and corporate governance laws and regulations.

Consequently, all of the forward-looking statements made in this presentation are qualified by these cautionary statements. The Company cannot assure that the results or developments anticipated will be realised or, even if substantially realised, that they will have the expected effect on the Company, its business or operations.



Operating
Results

Business
Highlights

Outlook

Results Overview

- Production and reserves reached new levels, and cost was well controlled

Net Production

726.8 **+7.2%**

million boe

Net Profit Attributable to Equity Shareholders

137.9 **+11.4%**

billion RMB

Net Operating Cash flow

220.9 **+5.3%**

billion RMB

Reserve life

10 years ^{RRR} **167%**

All-in Cost

28.52 **-1.1%**

US\$/boe

Annual Dividend

1.40 **+12%**

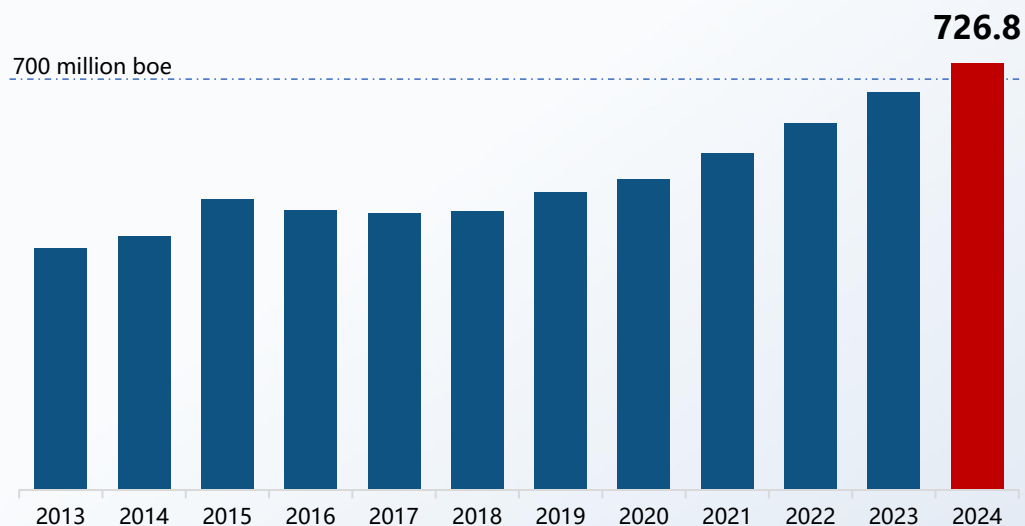
HK\$/share
(tax inclusive)

Results Highlights

- Steady production growth and effective cost control
- Since 2013, net production grew by 77% while all-in cost cut by 37%

Production reached a new plateau

Net production (million boe)



Cost control achieved remarkable results

All-in cost (US\$/boe)



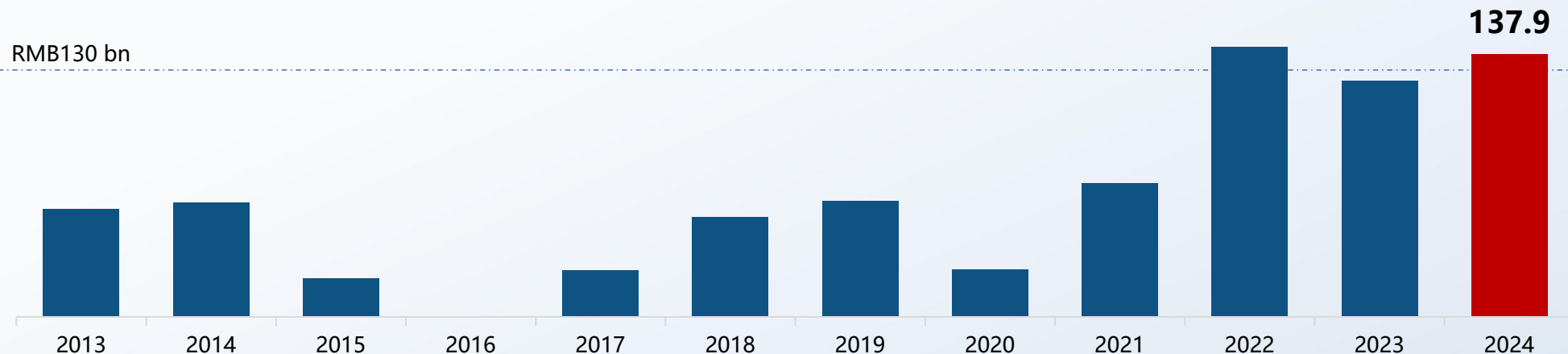
Profitability

Navigating through oil price cycles and maintaining strong profitability

Brent oil price (US\$/barrel)



Net profit attributable to equity shareholders (RMB billion)



Value Creation

- Profitability leading the peers

Net profit growth rate (2024 vs. 2023)



**Data Sources: peers disclosures, including ConocoPhillips, BP, ExxonMobil, Total, Shell, Chevron, Equinor, OXY*

Operating
Results

Business
Highlights

Outlook



Exploration Achievements

- 11 new discoveries were made and 30 oil and gas structures were successfully appraised offshore
- Successfully appraised deep-play coalbed methane onshore in Shenfu, adding proved in-place volume of nearly 100 billion cubic meters

Qinhuangdao 29-6

Kenli 10-6

Bozhong 22-6

Lufeng 15-9

Wenchang 10-3 East

Longkou 7-1


Longkou 25-4

Huizhou 19-6

Weizhou 6-7

Lingshui 36-1

Bluefin



Exploration Highlights (Bohai)

Innovation in theoretical and technological approaches for deep oil and gas exploration in the Bohai extensional-strike-slip fault composite fault zone

- Made new discovery of Longkou 7-1 and steadily appraised Bozhong 8-3 South, and promote the exploration and development from shallow-play to deep and complex areas in Bohai

Theoretical innovation in the large lithologic oil and gas accumulations in slope zones

- Made new discovery of Qinhuangdao 29-6, and successfully appraised Longkou 25-1
- Revealed the exploration prospect of shallow lithology field in the middle slope area of Bozhong Ring

A new accumulation model with hydrocarbon migrated through tensile faults and sealed by compressive faults

- Successfully appraised Luda 32-2 and achieved rapid conversion from reserves to production by promoting rolling exploration



Exploration Highlights (South China Sea)



Innovation in forming theory on ultra-deep water and ultra-shallow gas reservoir

- **New discovery of Lingshui 36-1**
 - World's first one-hundred-billion-cubic-meters* natural gas field of ultra-deep water and ultra-shallow play
 - Turning the South China Sea one-trillion-cubic-meters gas region into reality

Innovation in the theory of deep hydrocarbon accumulation in continental margin basins

- **New discovery of Huizhou 19-6**
 - One-hundred-million-ton* integrated large oilfield in deep-play, showing the huge exploration potential in deep area of the basin

Innovation in the development mechanism of deep reservoir with porosity preserved by overpressure

- Successfully appraised Wushi 16-5, and the single well test achieved high production by promoting rolling exploration

**Proved in-place volume*

Exploration Highlights (Overseas)

- Focus on the Atlantic rim and the "Belt and Road" countries

Progresses were made in Stabroek Block in Guyana

- Made a one-hundred-million-tons* new discovery of Bluefin, further expanding the resource base in southeastern portion of the block
- Total recoverable resources of approximately 11 billion boe**
- 8 projects will be in production by 2030, with total production expected to be 1.3 million barrel/day and capacity to be 1.7 million barrel/day**

Further expanded the global exploration area

- Awarded oil contracts for a total of 10 new blocks in three countries, including Mozambique, Brazil and Iraq, and acted as the operator in 7 of them
- The area of overseas exploration was further expanded

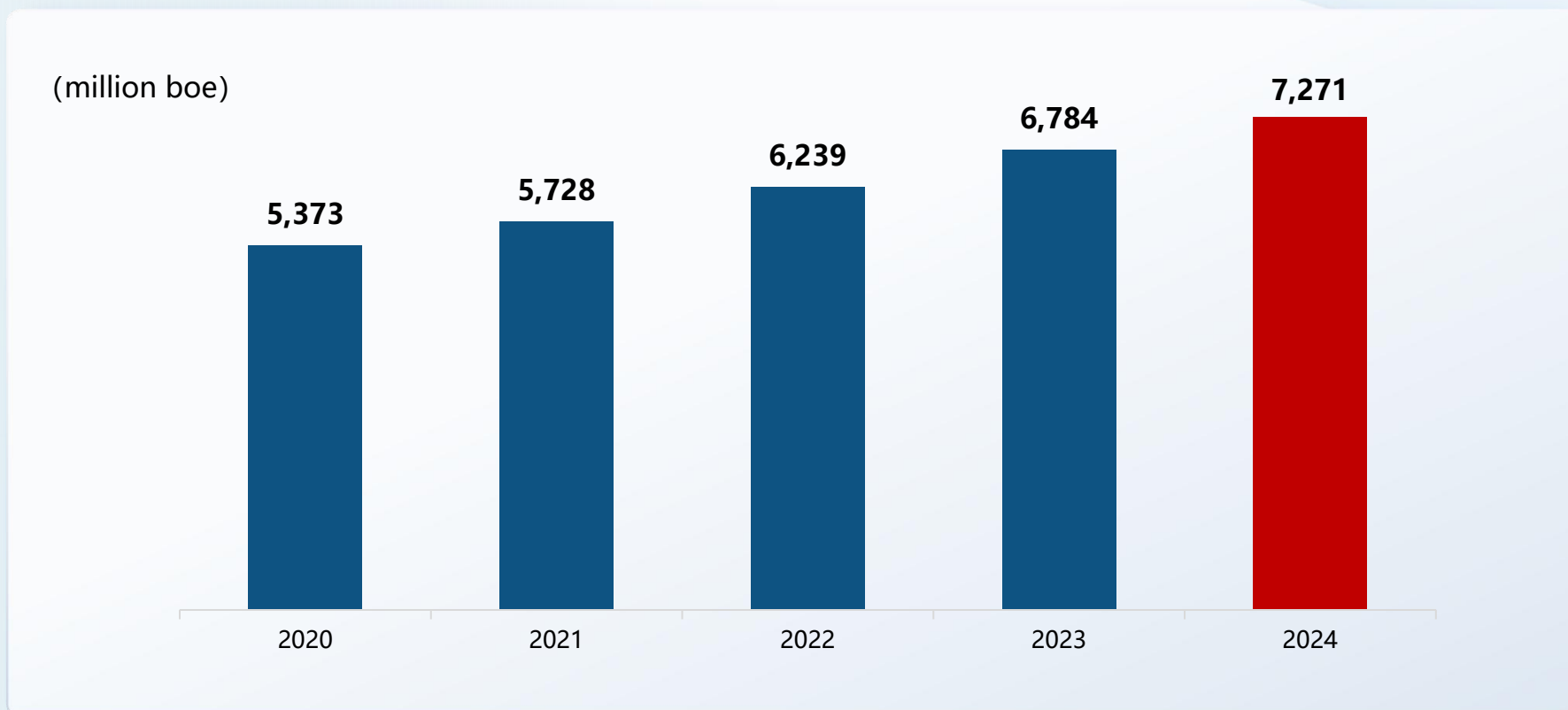


*Proved in-place volume

**Source: the operator

Net Proved Reserves

- Net proved reserves reached another record high of 7,271 million boe
- Reserve replacement ratio reached 167% with reserve life remained at 10 years

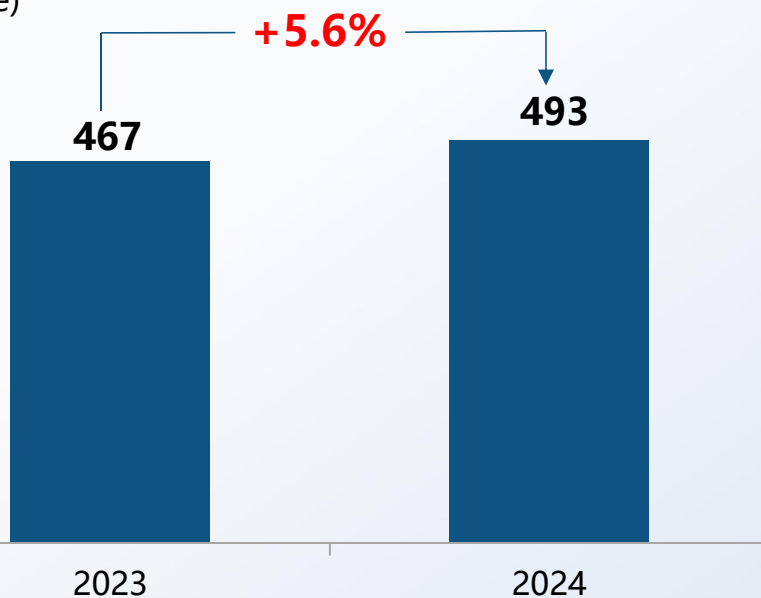


Net Production

- Net production from China grew by 5.6% YoY, driven by increased production from oil and gas fields such as Bozhong 19-6
- Net production overseas grew by 10.8% YoY, driven by production growth from newly on-stream projects such as Payara in Guyana

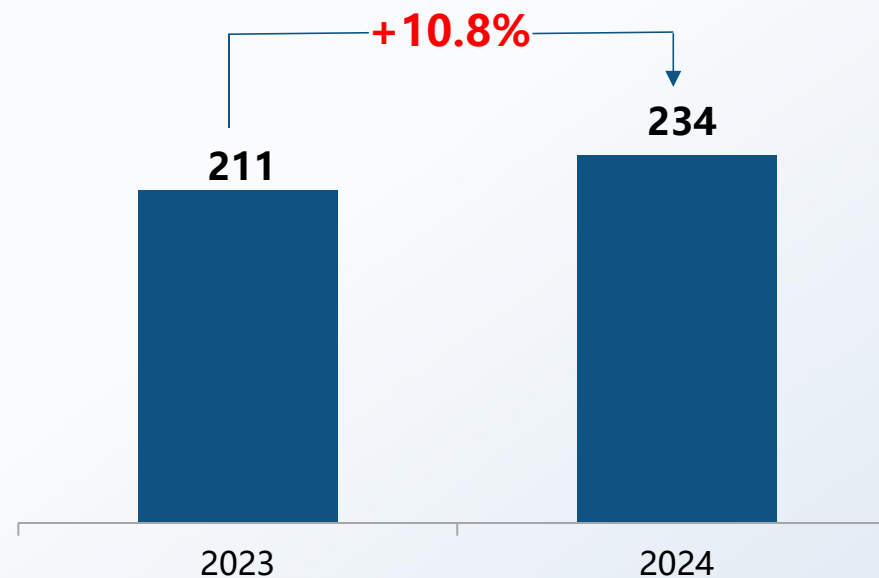
Net production from China

(million boe)



Net production overseas

(million boe)




Development and Production

Ensure steady and increased production from producing oil and gas fields

- Finely described oil and gas reservoir
- Promoted integrated and rolling exploration to increase reserves and further tap the potential of production
- Effectively controlled natural decline rate and increased recovery rate by optimizing water injection and controlling water cut
- Improved production capacity by addressing low-productivity wells
- Enhanced production uptime by fine management and optimizing maintenance plan

Reservoir high precision imaging reprocessing diagram



Producing fields offshore China

Recovery
rate

▲ **1.2** Percentage
point

Natural
decline rate

9.6%

Key New Projects Commissioned (Bohai)

- **Suizhong 36-1/Luda 5-2 Oilfield Secondary Adjustment and Development Project**
 - Plateau production of 30,300 boe/day
 - Open a new era of second comprehensive adjustment of large-size mature oilfields
 - Relying on onshore power supply to produce, while green electricity generated onshore was used
- **Bozhong 19-2 Oilfield Development Project**
 - Plateau production of 18,800 boe/day
 - Engineering standardization and intelligent measures cut the project construction cycle by 27%



Key New Projects Commissioned (South China Sea)

- **Shenhai-1 Phase II Natural Gas Development Project**
 - Plateau production of 27,500 boe/day
 - Increased the Plateau production of Shenhai-1 ultra deepwater gas field to 4.5 billion cubic meters per year
- **Liuhua 11-1/4-1 Oilfield Secondary Development Project**
 - Plateau production of 17,900 boe/day
 - Realized production growth from the deepwater oilfield
- **Wushi 23-5 Oilfields Development Project**
 - Plateau production of 18,100 boe/day
 - The first oilfield in the South China Sea powered by onshore grid, and realized efficient and comprehensive utilization of associated gas



Key New Projects Commissioned (Overseas)

Mero oilfield in Brazil*

- **Mero2 project:** Commenced production in January, with a Plateau production of 180 kboe/day
- **Mero3 project:** Commenced production in October, with a Plateau production of 180 kboe/day
- 3 projects commenced production, with an average production of 590 kboe/day
- CNOOC Limited's interest: 10%



Long Lake Project in Canada

- **Long Lake Northwest Project:** Commenced production in November, with a Plateau production of 8,200 boe/day
- The average production was 67 kboe/day, with all-in cost per barrel below the Company's average level
- CNOOC Limited's interest: 100% (Act as the operator)

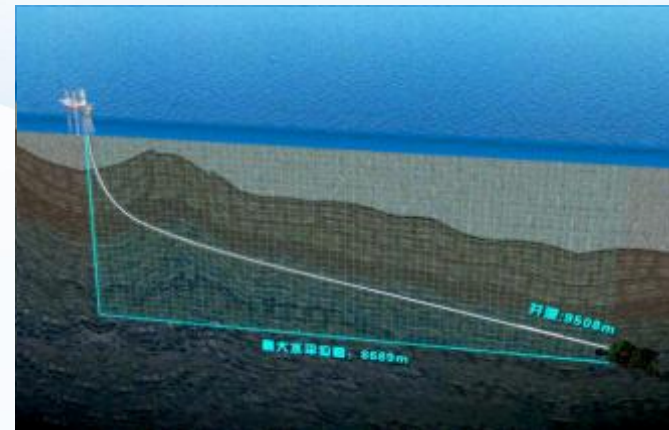


**Source: the operator*

Drilling, Completion and Engineering Construction


Drilling and completion increased speed and efficiency

- Average daily drilling efficiency offshore China has reached its best level in five years
- Successfully drilled the China first offshore ultra-deep extended reach well, facilitating the development of oil and gas resources within 10,000 meters of offshore platforms in the future
- Implemented measures of "fewer wells but higher production" to support stable and high production from producing oil and gas fields



Engineering construction achieved high quality and efficiency

- Over 60 projects were under construction throughout the year and the key projects progressed well
- The first oilfield developed with the "Deepwater Jacket Platform + Cylindrical FPSO" mode in Asia, provided a new solution for efficient development of similar deepwater oil and gas fields



Engineering Standardization

Optimized the design of offshore platforms from the outset

- Deepened the basic standardization and applied standardization to greatly accelerate construction and improve efficiency

Accelerated production capacity construction

27% ▲

Reduced costs by mass procurement

5% ▼

Lost weight through iterative optimization

1,900 tons

Saved manufacturing cycle

2 months



Health, Safety and Environmental Protection

- Adheres to the core HSE values of "Safety First, Environment Paramount, People-oriented and Equipment Intact "
- Solidly promoted special actions for production safety, and effectively addressed the challenges such as super typhoon "Yagi", and ensured stable production safety
- Ecological and environmental protection management throughout the whole process of oil and gas exploration and development

Occupational Safety and Health Administration (OSHA) record for 2024

Scope	Total Hours Worked (million labor hours)	Total Recordable Occupational Injury Incidents Rate	Lost Time Injury Rate
Employees	46	0.06	0
Employees and direct contractors	205	0.07	0.02

Technology Innovation and Application

Promote research on key technologies for increasing oil and gas reserves and production

- The successful application of the shallow-water subsea production system further improves the Bohai development model
- The first mobile heat injection platform, "Recal-1", was put into operation, bringing the annual output from thermal production in Bohai to over 1 million tons
- The first cylindrical FPSO "Haikui-1" and the tallest deepwater jacket platform "Haiji-2" in Asia were put into operation



China National Science and Technology Progress Award

The National Science and Technology Progress Award of China

- "The key technology and application of 'Shenhai-1' ultra deepwater gas fields development project" won the first prize
- "The theoretical and technological innovation and major discoveries of deep oil and gas exploration in the Bohai extension-strike-slip fault composite fault zone" won the second prize



Digital Intelligence Transformation

- Accelerated the construction of unmanned and less-manned offshore platforms, as well as typhoon mode transformation, and successfully established two smart oil and gas field construction benchmarks, namely "Shenhai-1" in the south and Qinhuangdao 32-6 in the north
- Promoted the deep integration of digital and intelligent technologies with traditional industries by using "Haineng" artificial intelligence model
- Continuously promote the intelligentization of onland terminals such as Dongfang and Baiyun, and realize the integrated control of the whole process of development and production on land and at sea



Green Development

Green production of oil and gas achieved remarkable results

- Consumed more than 760 million kWh of green electricity through onshore power project
- Flare gas from torches treatment of over 50 thousand cubic meter/day flare gas was recycled
- The first deep-sea floating wind power platform "Haiyou Guanlan" has been operating steadily throughout the year, generating 26 million kWh of electricity



Key projects progressed steadily

- Successfully developed and installed the world's first 5 MW offshore high-temperature flue gas waste heat power generation unit
- The world's first 16 MW tension-leg floating wind power platform commenced construction, with a designed capacity of 54 million kWh per year

Prudently promote carbon-neutral and carbon-negative sectors

- Promoted the construction of two offshore CCUS bases in Bohai and Hainan respectively
- Enping 15-1 and Ledong 15-1 CCS demonstration projects injected more than 110,000 tons of carbon dioxide
- First offshore film decarbonization CCS project in China - Huizhou 32-5 demonstration project was put into operation



ESG

- We are committed to optimizing corporate governance, minimizing environmental impact and maximizing social contribution



Strengthen the top-level design and optimize the governance structure

- Formulated action guidelines on key issues such as biodiversity and community relations, and implemented the actions orderly
- Continued to optimize the governance structure on climate change issues, and set up a special team for climate-related management

Strengthen competency development and management enhancement

- Implemented ESG training programs across the board
- Utilized digital platforms to improve the management of ESG issues

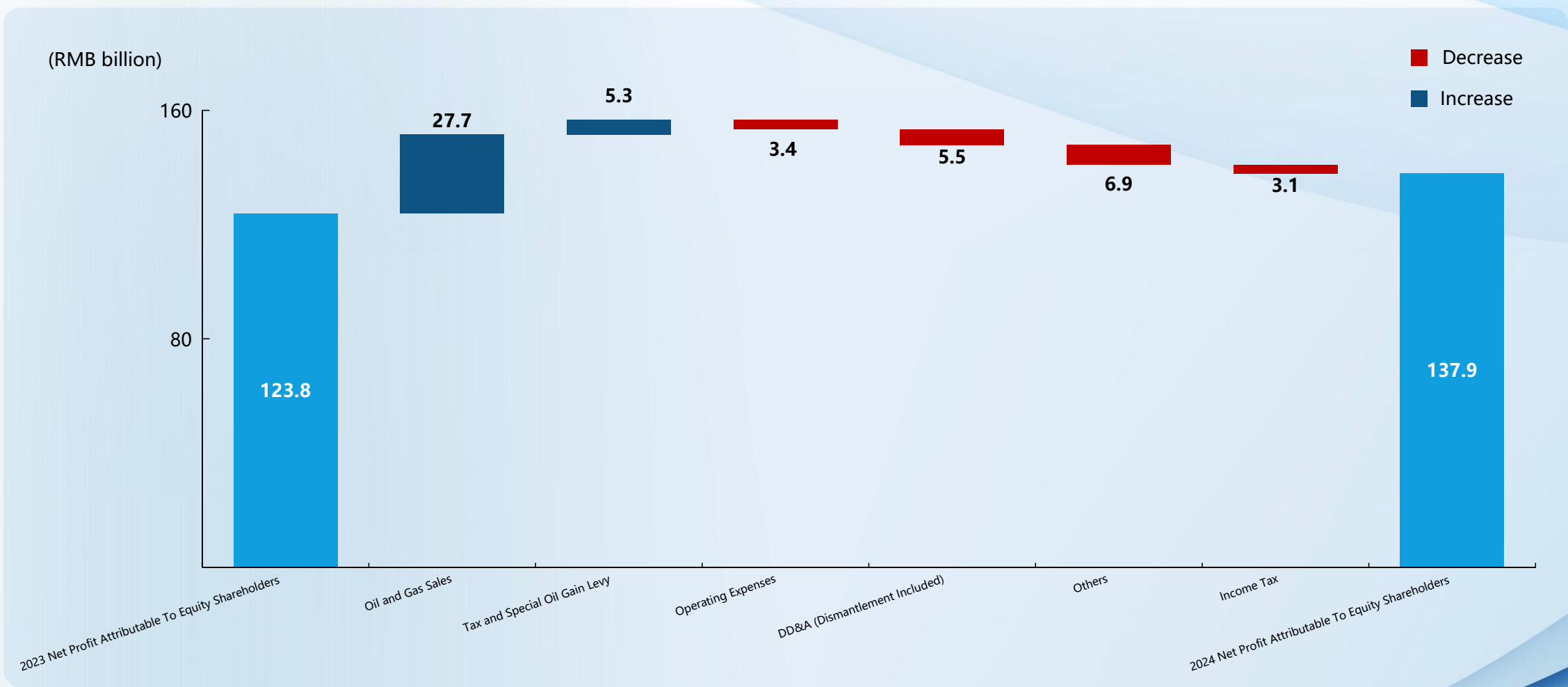
Strengthen disclosure to ensure continuous compliance

- Continued to improve the transparency, accuracy and integrity of ESG information disclosure
- Assessed the double materiality of key issues, and made solid progress in the three-year action plan for climate-related disclosure

Key Operating Indicators

	2024	2023	change%
Net production (mm boe)	726.8	678.0	7.2%
- Crude and liquids (mm bbls)	567.1	529.5	7.1%
- Natural gas (bcf)	929.4	864.7	7.5%
Realized oil price (US\$/bbl)	76.75	77.96	-1.6%
Realized gas price (US\$/mcf)	7.72	7.98	-3.3%
Oil & gas sales (RMB billion)	355.6	327.9	8.4%
Net profit attributable to equity shareholders (RMB billion)	137.9	123.8	11.4%
Basic EPS (RMB)	2.90	2.60	11.5%

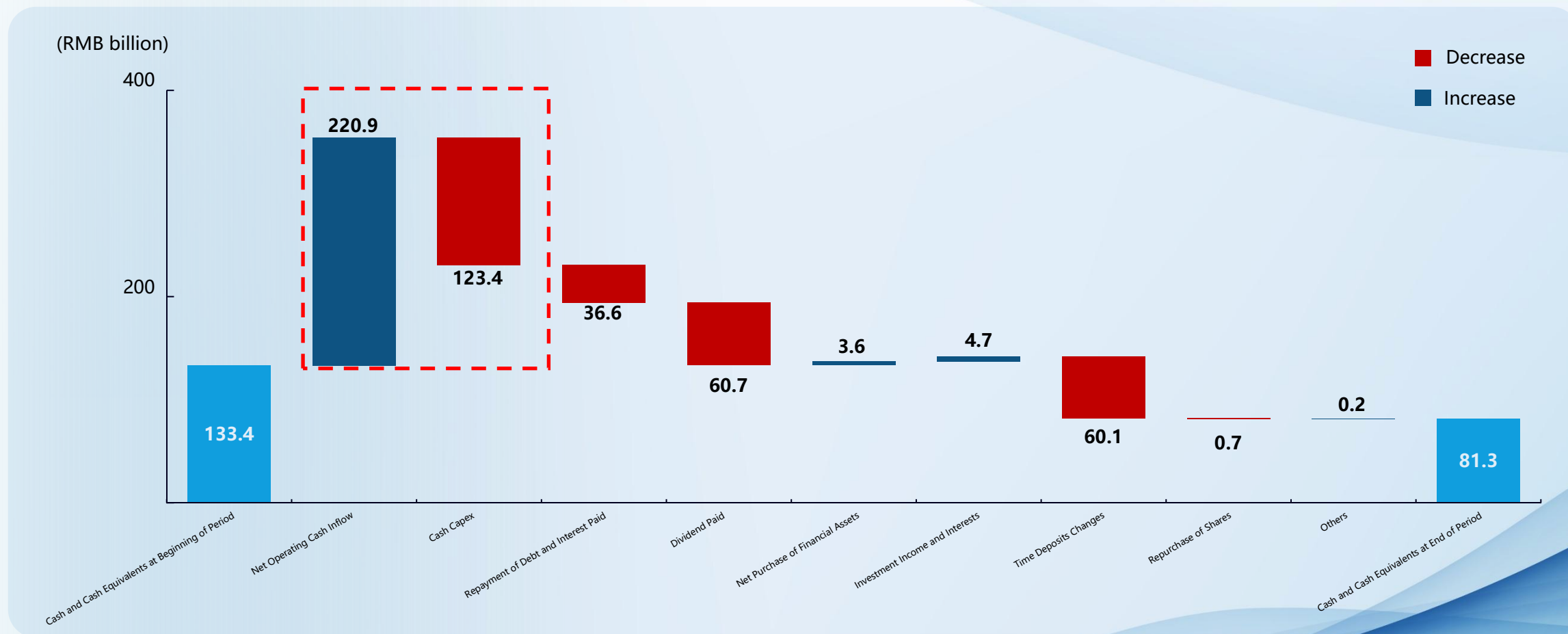
Change Analysis of Net Profit Attributable to Equity Shareholders



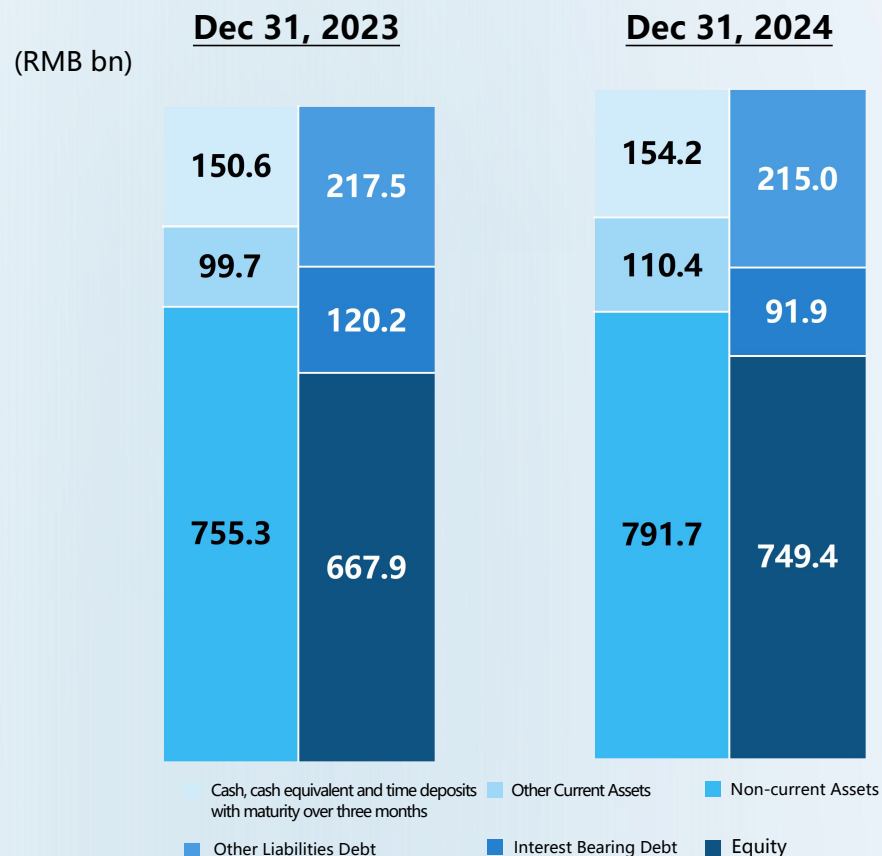
Note: The above data is presented in accordance with Chinese Accounting Standards for Business Enterprises

Movement of Cash and Cash Equivalents

- Operating cash flow increased by 5.3% YoY, reaching RMB220.9 billion
- Sufficient free cash flow of RMB97.5 billion



Movements of Financial Position



- **Equity increased by RMB81.5 billion against YB**
 - Net profit attributable to equity shareholders +RMB137.9 billion
 - Repurchased share -RMB700 million
 - Declared a dividend paid -RMB60.7 billion
 - Other comprehensive income
- **Total Assets of RMB1,056.3 billion**

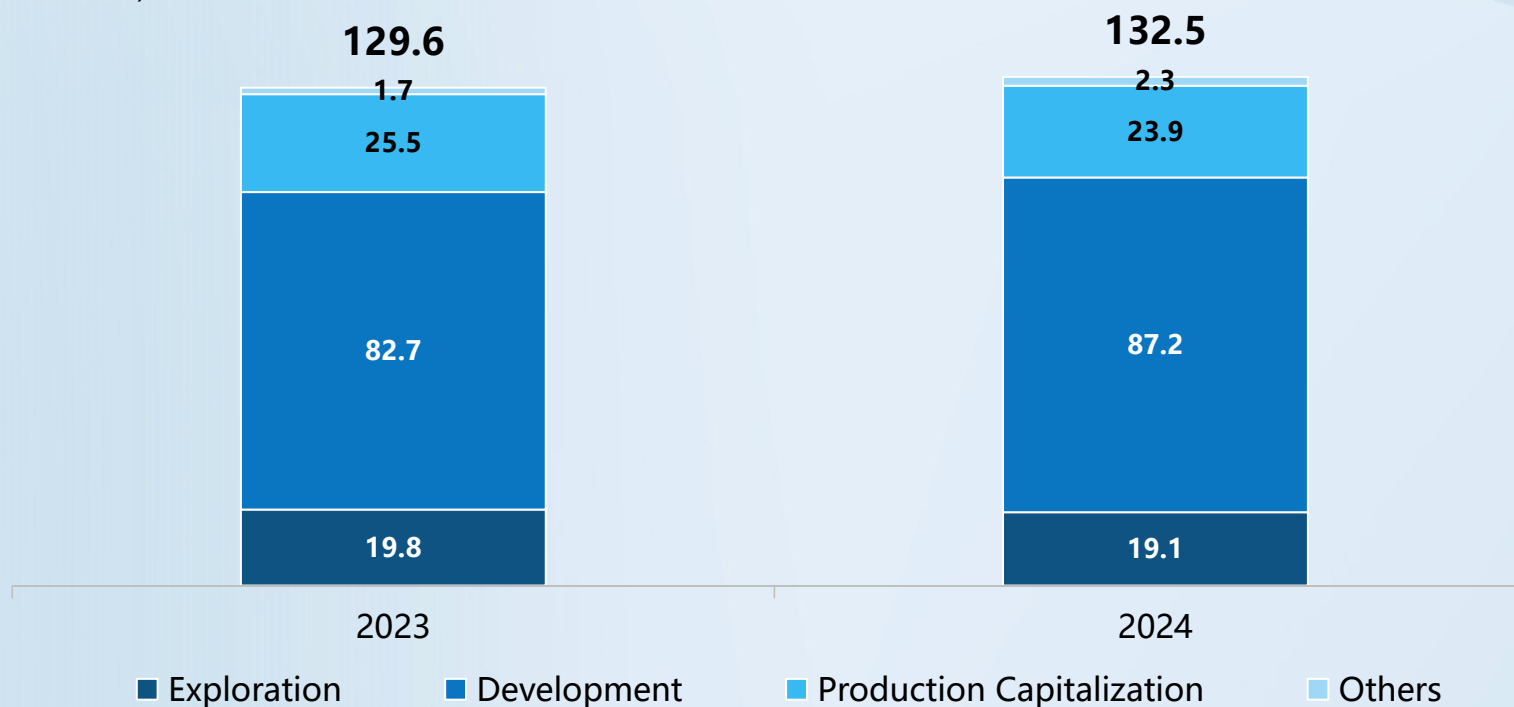
	Dec 31, 2023	Dec 31, 2024
Total Assets		
(RMB billion)	1,005.6	1,056.3
Gearing Ratio*	15.2%	10.9%

* *Gearing Ratio = Interest Bearing Debt / (Interest Bearing Debt + Equity)*

Capital Expenditure

- Capital expenditure was RMB132.5 billion, which strongly supported the reserves and production growth and oil and gas infrastructure construction

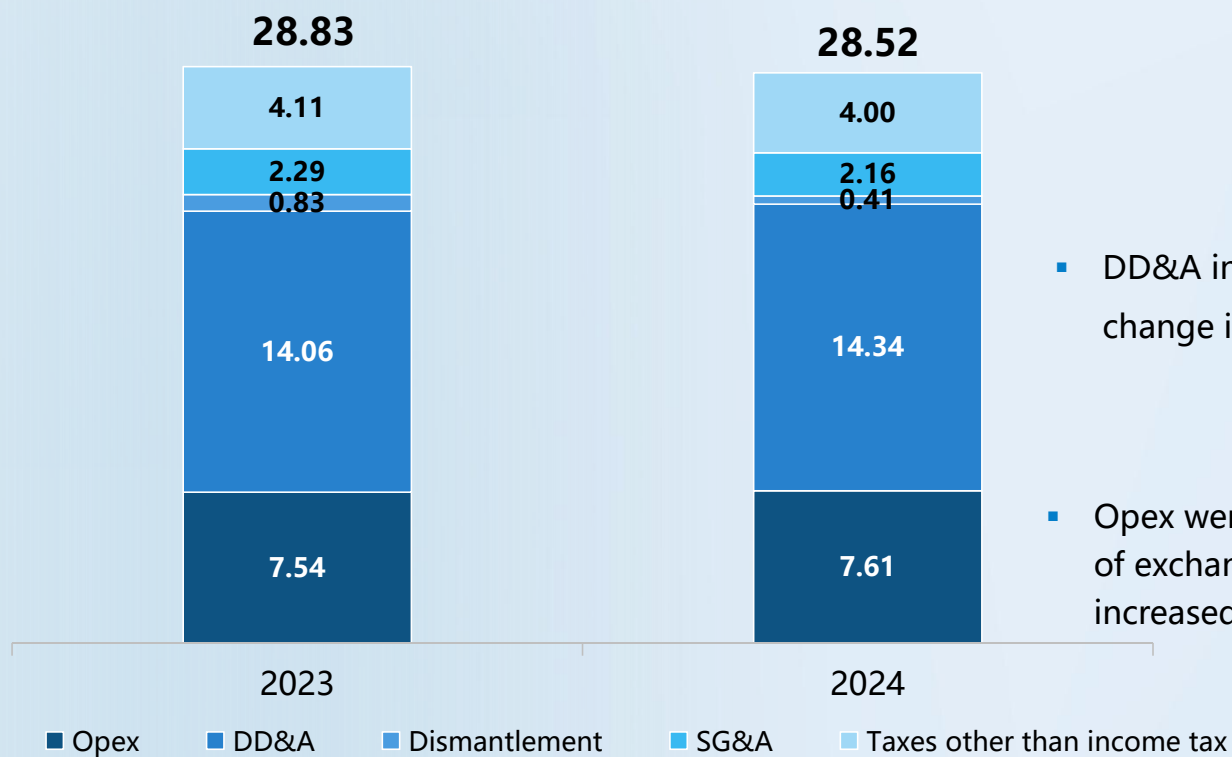
(RMB billion)



All-in Cost

- All-in cost per boe was well controlled with a decrease of 1.1% YoY

(US\$/boe)



- DD&A increased by 2.0% YoY, mainly due to the impact of change in production mix
- Opex were essentially flat, mainly due to the combined impact of exchange rate changes, increased field operations and increased maintenance workload

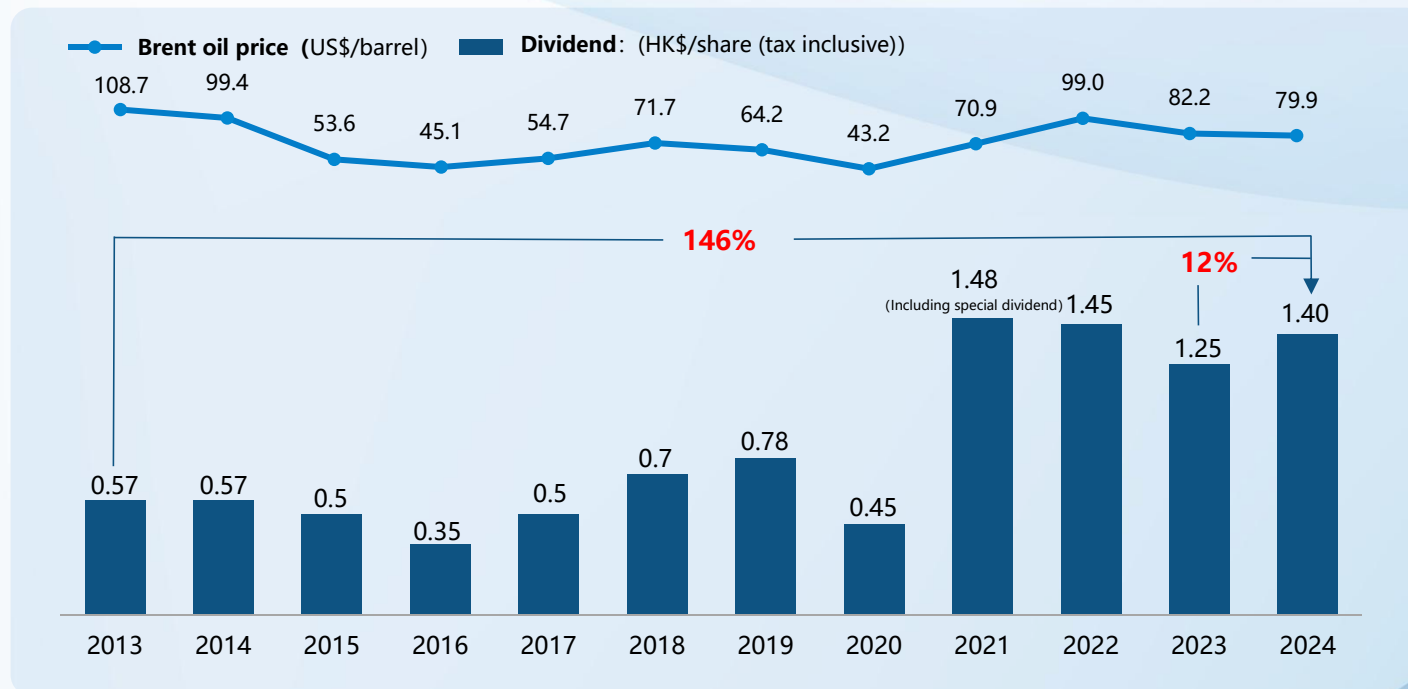
Shareholder Return

Actively share development results

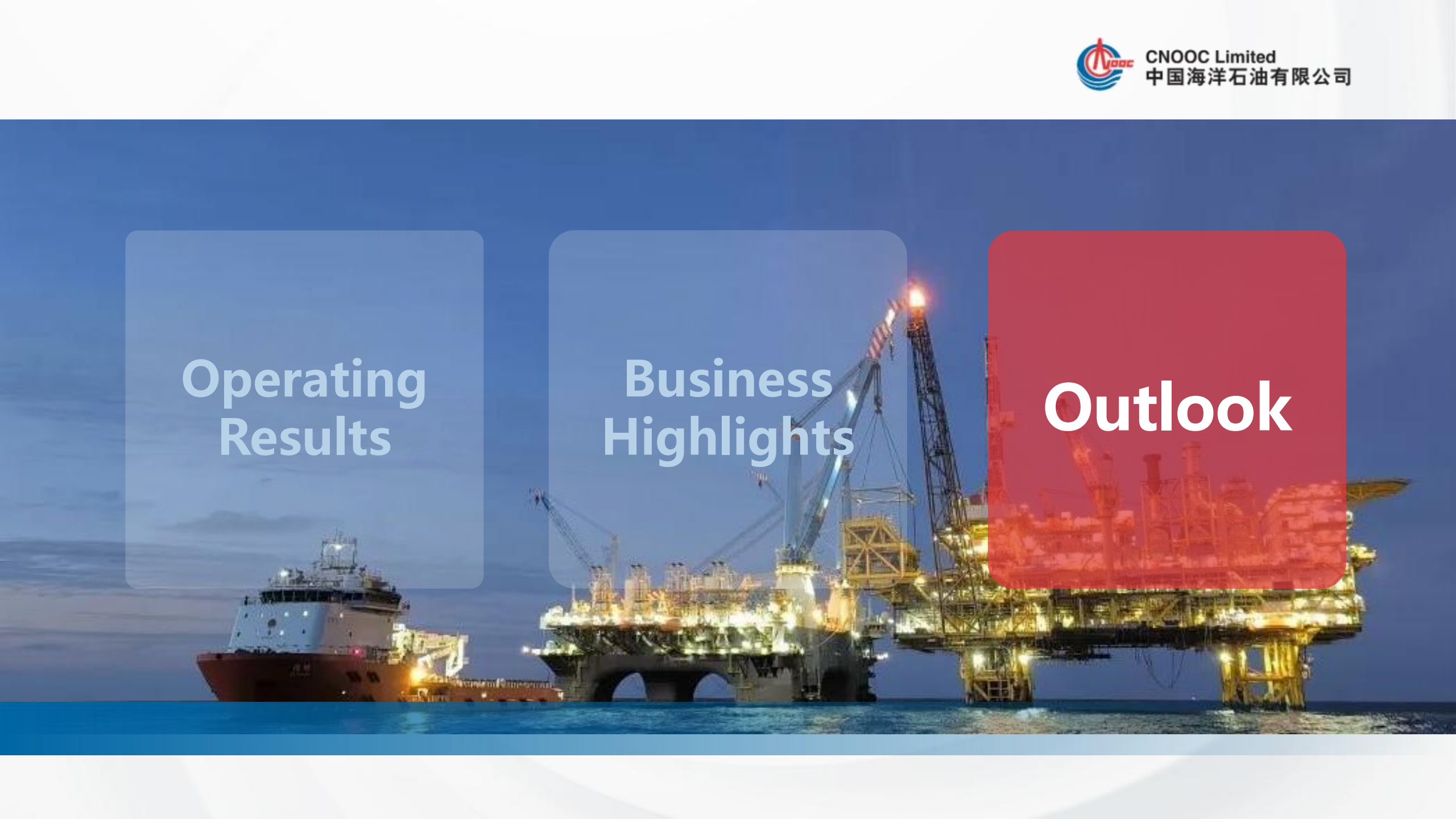
- 2024 annual dividend: HK\$1.40 per share (tax inclusive)
- 2024 annual dividend payout ratio of 44.7%*
- The dividend per share up 12% YoY and is 2.46 times of 2013

Hong Kong stock buyback

- 36.81 million Hong Kong shares were repurchased and cancelled



*Exchange rate quoted HK\$1 = RMB0.92604 at the end of December 2024



Operating
Results

Business
Highlights

Outlook

2025 Business Strategy and Goals

Future Operating Strategy

- Advance reserve & production growth, technological innovation and green development
- Enhance quality and efficiency

2025 Operation Targets

Reserve Replacement Ratio

No less than **130%**

Capex Budget

125-135 RMB billion

HSE

Sound HSE performance

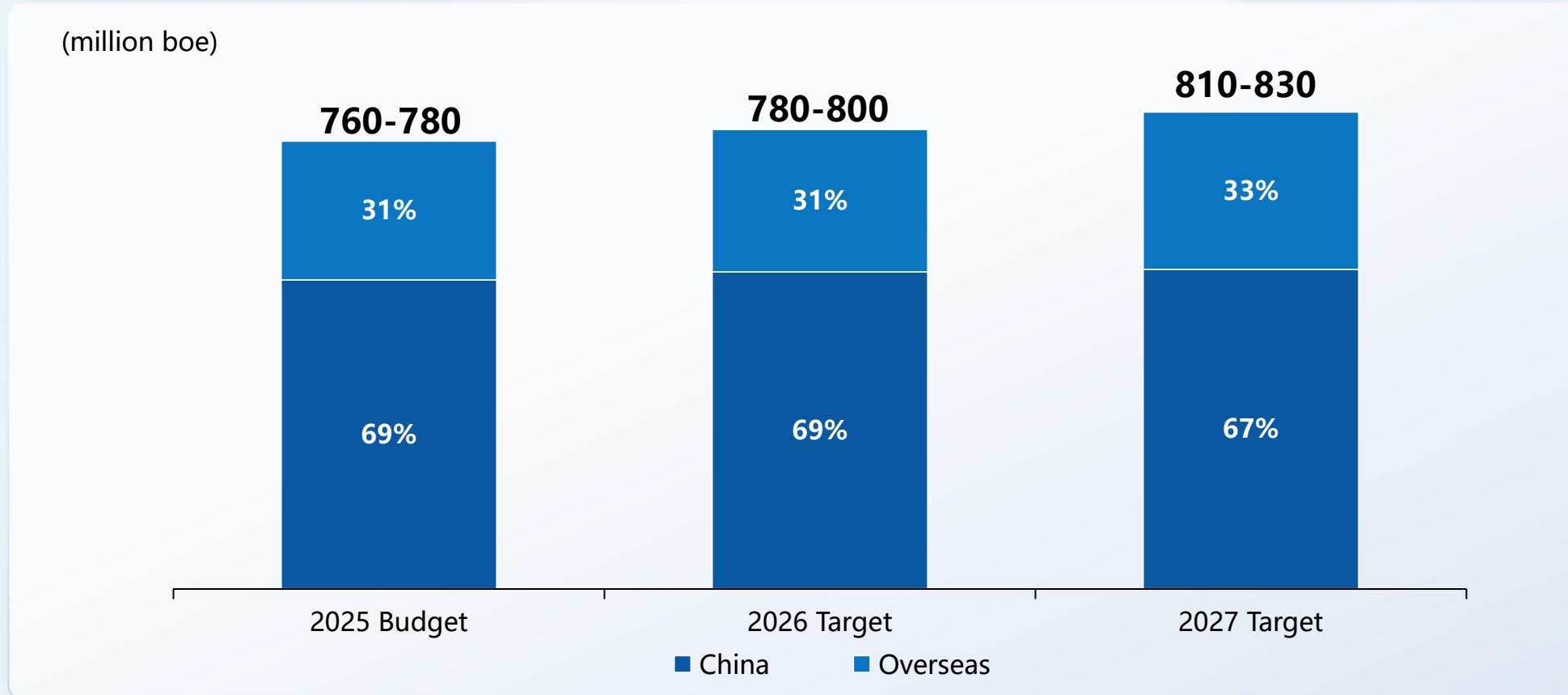
Production target

760-780 million boe



Three-year Rolling Production Target

- Focus on high-quality development, and pursue profitable production growth



Dividend policy

Focuses on shareholder return and share the results of development

From 2025 to 2027

- Subject to the approval of the General meeting of shareholders, the expected annual dividend payout ratio will be no less than 45%
- By adhering to the principle of returning to shareholders, the Company will adjust the above dividend policy based on changes in the market environment, and taking into account factors such as the wishes of our shareholders, strategic planning, and operation results





CNOOC Limited
中国海洋石油有限公司

Thanks!



Production Summary

	2024			2023		
	Crude and Liquids (million bbls)	Natural Gas (bcf)	Total (million boe)	Crude and Liquids (million bbls)	Natural Gas (bcf)	Total (million boe)
China						
Bohai	225.3	81.9	238.9	207.4	69.4	218.9
Western South China Sea	34.7	258.0	79.5	38.1	246.2	80.9
Eastern South China Sea	113.7	149.3	138.6	110.9	156.4	137.0
East China Sea	2.9	80.7	16.3	2.1	57.8	11.8
Onshore	0.06	115.3	19.3	0.04	109.1	18.2
Subtotal	376.7	685.2	492.7	358.6	638.8	466.8
Overseas						
Asia (Ex. China)	22.7	87.3	38.3	22.6	69.2	34.9
Oceania	2.0	56.2	12.8	1.9	51.0	11.8
Africa	17.6	6.6	18.7	19.8	7.2	21.0
North America (Ex. Canada)	21.6	34.3	27.4	20.3	40.2	27.0
Canada	33.1	-	33.1	31.0	-	31.0
South America	84.8	58.9	95.0	64.4	57.2	74.3
Europe	8.8	0.8	8.9	11.0	1.1	11.1
Subtotal	190.5	244.3	234.0	170.9	225.8	211.3
Total*	567.1	929.4	726.8	529.5	864.7	678.0

* Including our interests in equity-accounted investees, which is approximately 20.3 mm boe in 2024 and 20.4 mm boe in 2023.
In 2024, production from China and overseas was 67.8% v.s. 32.2%; Crude liquids and natural gas was 78.0% v.s. 22.0%.

Key Financial Indicators (Consolidated)

(RMB mm)		2024	2023	Change%
Revenue				
	Oil and gas sales	355,615	327,867	8%
	Marketing revenues	55,142	79,308	(30%)
	Other revenue	9,749	9,434	3%
	Revenue subtotal	420,506	416,609	1%
Expenses				
	Operating expenses	(38,227)	(34,802)	10%
	Taxes other than income tax	(20,276)	(24,331)	(17%)
	Exploration expenses	(13,860)	(13,716)	1%
	DD&A	(74,606)	(68,947)	8%
	Special oil gain levy	(8,297)	(9,517)	(13%)
	Impairment and provision, net	(8,047)	(3,523)	128%
	Expected credit Losses	(29)	(74)	(61%)
	Crude oil and product purchases	(50,035)	(73,950)	(32%)
	SG&A	(11,140)	(10,952)	2%
	Others	(11,284)	(9,028)	25%
	Expenses subtotal	(235,801)	(248,840)	(5%)
Profit from Operating Activities		184,705	167,769	10%
	Interest income	4,582	4,805	(5%)
	Finance costs	(6,096)	(5,354)	(14%)
	Exchange Losses, net	(1,318)	(297)	344%
	Investment income	5,258	3,084	70%
	Share of profits of associates	757	850	(11%)
	Profits Loss attributable to a joint venture	1,079	1,081	0%
	Other income, net	1,009	1,036	(3%)
Profit before tax		189,976	172,974	10%
	Income tax expense	(51,994)	(48,884)	6%
Net profit		137,982	124,090	11%
	Net profit attributable to non-controlling interests*	46	247	(81%)
Net profit attributable to equity shareholders of the Company*		137,936	123,843	11%